

Complete Your Lifestyle with Haatz

Haatz aims to complement its customers' lifestyles with a variety of products and optimal solutions.

CONTENTS



HAATZ SMART CONNECTIVITY 4



RANGE HOOD 10
Platinum / Boutique / Deco / System



ELECTRIC HOB 45

Complete Built-In Systems

A complete line of products for your living space.
Haatz offers impeccable quality and maximum efficiency to its customers with its unique premium built-in systems.

Complete AQM Solutions

Indoor air quality management solutions.
Haatz delivers the cleanest, freshest air to its customers through its air quality management solutions.

Complete Custom Appliances

Products that perfectly meet your needs and trends.
Haatz develops unique and customized products that can complement its customers' lifestyles.




HAATZ SMART CONNECTIVITY

The hood starts automatically when the cooktop is turned on, and completely removes harmful particles from cooking.



Smart Connectivity between Hob & Range Hood

Do you forget to turn on the range hood every time you cook?
Enjoy convenient and healthy cooking with Haatz Smart Connectivity,
which automatically turns the range hood on when you cook,
removes harmful particles from cooking, and then turns it off.



RANGE HOOD

CONNECTIVITY



MADERA
PMA-90WHCI



CASTLE
PCS-90WHCI



SLANT
PST-90WHCI



QUAD ISLAND
IQH-46SCI



SINGLE-SQUARE ISLAND WHITE
SIH-30WHCI



CAMINO
DCA-46SCI



BOUTIQUE ARTE
BAR-90YL/GR/PK/MTCI



MODERN SQUARE WHITE
MSH-90WHCI



MODERN SQUARE
MSH-90SCI



ARK
DAC-90SCI



TERRA
DTR-90SCI



MODERN ROOF WHITE
CTMR-90WHCI



MODERN ROOF
CTMR-90SCI



MONT BLANC WHITE
CPMB-90WHCI



MONT BLANC BLACK
CPMB-90BLCI



ROBIN
RNH-90CCI



NEW CHIMNEY WHITE
NCH-90WHCI



NEW CHIMNEY
NCH-90SCI



STEP WHITE
CBST-90WHCI




STEP
CBST-90SCI



HURRICANE
HRH-90SCI



BOUTIQUE ROMANCE
BRC-60GYL/GR/PK/MTCI



WHITE LUNA
SWL-60GLT



SLIM LUNA
SSL-60GLT



ROCHE
CBLS-60SGCI



SLIM LINE
SLH-160SCI



ELECTRIC HOBS



SMART WHEEL INDUCTION
EIC-30NWR211



SMART WHEEL INDUCTION
EIC-30NBR211



THREE INDUCTION HOB
IH-3601TTL



LUNE INDUCTION
IH-3603TTL



HYBRID HOB
IH-365DTL



HYBRID HOB
IH-366DTL



FLEX ZONE INDUCTION
IH-3607FTL



TRIPLE CERAMIC HOB
EC-365CTS



THREE CERAMIC HOB
EC-364CTH-03



RANGE HOOD

Haatz, the nation's best hood brand
We study healthy kitchen air and
set the standard for clean kitchens.





A real masterpiece of a hood,
the Platinum Collection
with unparalleled design and technology

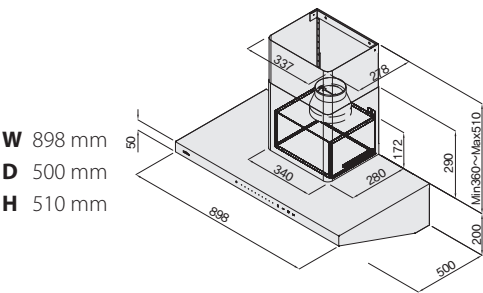
PLATINUM

A 24/7 exhaust system with
a low-noise, high-static pressure super fan
that quickly and reliably removes
harmful fumes and odors from the kitchen.

SLANT PST-90WHCI



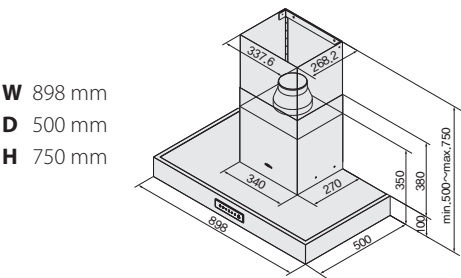
- Material/Color** Painted steel (white)
- Air Volume (CMH)** 580 / 565 / 530/ 485 / 430/ 365 / 330 / 270 / 200 (100Pa, 9-level, 510)
- Noise dB(A)** 58 / 57 / 56 / 54 / 50 / 47 / 44 / 40 / 34
- Filter** Screen filter + Aluminum filter
- Motor** Super fan with BLDC
- Lighting** LED lamp
- Switch** 9-level touch & drag
- Air Outlet Size** Ø125
- Features** Grease catcher, motor damper connector, filter cleaning signal



MADERA PMA-90WHCI



- Material/Color** Painted steel (matte) + Wood (white oak)
- Air Volume (CMH)** 620 / 590 / 425 / 335 (100 Pa, P-level, 540)
- Noise dB(A)** 59 / 57 / 50 / 45
- Filter** Screen filter + Aluminum filter
- Motor** Super fan with BLDC
- Lighting** 2 LED lamps
- Switch** Touch
- Air Outlet Size** Ø125
- Features** Grease catcher, motor damper connector, filter cleaning signal



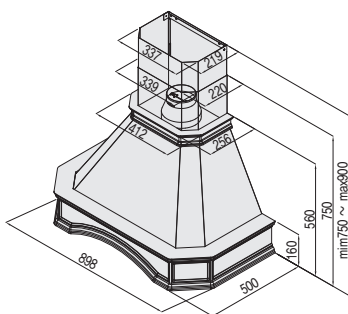
* The air volume (CMH) and noise (dB) data in this catalog are from experiments conducted at zero static pressure in an anechoic chamber.

CASTLE PCS-90WHCI



Material/Color	Painted steel (white) + Urethane (ivory)
Air Volume (CMH)	520 / 460 / 370 (100 Pa, 3-level, 420)
Noise dB(A)	54 / 52 / 47
Filter	Aluminum filter
Motor	Power fan with BLDC
Lighting	2 LED lamps
Switch	3-level rocker
Air Outlet Size	Ø125
Features	Grease catcher, motor damper connector

W 898 mm
D 500 mm
H 900 mm

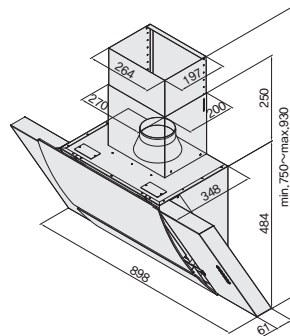


SECRET PSC-90S



Material	Stainless steel, tempered glass
Air Volume (CMH)	680 / 510 / 365 / 260 / 150 (24/7 exhaust) (100 Pa, P-level, 600)
Noise dB(A)	60 / 55 / 47 / 40 / 32
Filter	Moving screen filter, punched filter, aluminum filter
Motor	Super fan with BLDC
Lighting	1 LED lamp
Switch	LED tactile
Air Outlet Size	Ø125
Features	Moving system, filter cleaning signal, motor damper connector

W 898 mm
D 373 mm
H 930 mm



Moving system that automatically opens the top screen filter

A new color, the birth of a new kitchen

BOUTIQUE

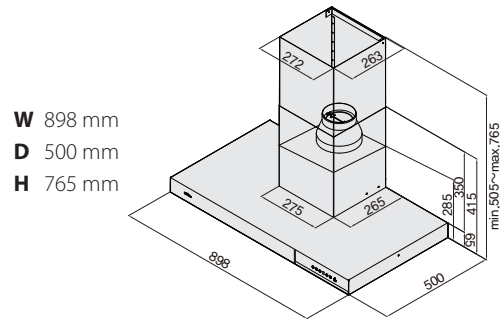
Personalize your kitchen with four colors to match your taste and style

BOUTIQUE ARTE BAR-90PK(YL/MT/GR)CI

5.1 kg 65 W 220 V/60 Hz



Material Painted steel
Air Volume (CMH) 510 / 390 / 320 (100 Pa, 3-level, 380)
Noise dB(A) 52 / 47 / 43
Filter Aluminum filter
Lighting LED lamp
Switch 3-level touch
Air Outlet Size Ø125
Features Grease catcher, motor damper connector, filter cleaning signal



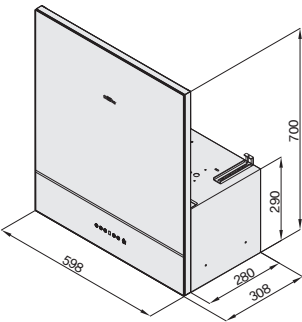
BOUTIQUE ROMANCE BRC-60YL(PK/MT/GR)CI

15.8 kg 95 W 220 V/60 Hz



Material Painted steel + Colored glass
Air Volume (CMH) 510 / 390 / 320 (100 Pa, 3-level, 380)
Noise dB(A) 52 / 47 / 43
Filter Aluminum filter
Lighting LED lamp
Switch 3-level touch
Air Outlet Size Ø125
Features Grease catcher, motor damper connector, filter cleaning signal

W 598 mm
D 308 mm
H 700 mm



HOOD

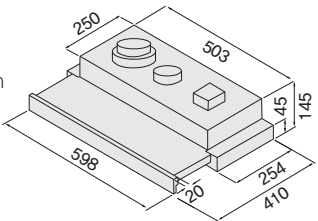
BOUTIQUE GLACÉ BGC-60MT(PK/YL/GR)CI

5.1 kg 65 W 220 V/60 Hz



Material Painted steel + PC
Air Volume (CMH) 265 / 225 (100 Pa, 2-level, 170)
Noise dB(A) 50 / 45
Filter Aluminum filter
Lighting LED lamp
Switch 2-level rocker
Air Outlet Size Ø100

W 598 mm
D 254 to 410 mm
H 145 mm

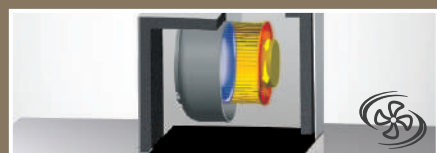




The Deco Collection,
a must-have for your perfect kitchen

DECO

Make your kitchen more beautiful and quiet with the Deco Collection



**Haatz ultra-powerful fan motor,
works in any installation environment**

Powerful absorption, less noise!



**Harmonious design
to match your kitchen**

The standard of hood design in the domestic market,
the Deco Collection will make your kitchen perfect.



**Semi-permanent,
high-efficiency LED lamp**

Eco-friendly LED lamp that emits no pollutants
Reduces the risk of burns



Island Hood

ISLAND HOOD

ISLAND GLASSY IGH-100S



Timer



20.5 kg



105 W

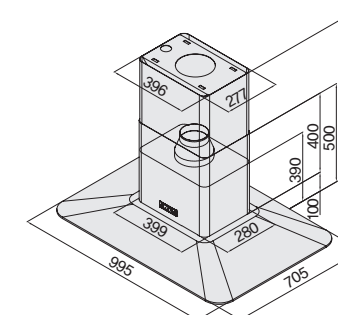


220 V/60 Hz



Material	Stainless steel + Tempered glass
Air Volume (CMH)	510 / 390 / 320 (100 Pa, 3-level, 380)
Noise dB(A)	52 / 47 / 43
Filter	Punched filter + Aluminum filter
Lighting	2 LED lamps
Switch	3-level touch
Air Outlet Size	Ø125
Features	Filter cleaning signal

W 995 mm
D 705 mm
H 730 mm



* The air volume (CMH) and noise (dB) data in this catalog are from experiments conducted at zero static pressure in an anechoic chamber.

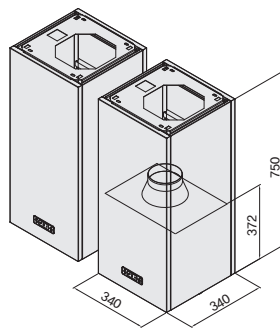
ISLAND DOUBLE SQUARE IDS-30S




<SIH-30S>
* Height options: 650 mm, 1100 mm

- Material** Stainless steel
Air Volume (CMH) 510 / 390 / 320 (100 Pa, 3-level, 370)
Noise dB(A) 52 / 47 / 43
Filter Punched filter + Aluminum filter
Lighting 4 LED lamps
Switch 3-level touch
Air Outlet Size Ø125
Features Motor damper connector, filter cleaning signal

W 340 mm
D 340 mm
H 750 mm

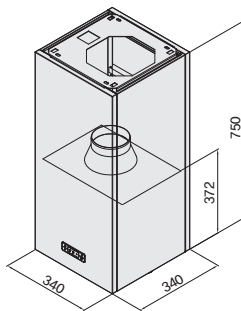


SINGLE SQUARE SIH-30WHCI

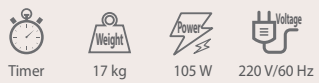


- Material** Painted steel (matte)
Air Volume (CMH) 510 / 390 / 320 (100 Pa, 3-level, 370)
Noise dB(A) 52 / 47 / 43
Filter Punched filter + Aluminum filter
Lighting 2 LED lamps
Switch Touch
Air Outlet Size Ø125
Features Grease catcher, motor damper connector, filter cleaning signal

W 340 mm
D 340 mm
H 750 mm

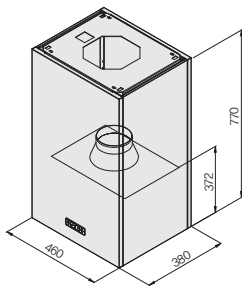


SQUARE ISLAND ISH-46S




- Material** Stainless steel
Air Volume (CMH) 510 / 390 / 320 (100 Pa, 3-level, 380)
Noise dB(A) 52 / 47 / 43
Filter Punched filter + Aluminum filter
Lighting 2 LED lamps
Switch 3-level touch
Air Outlet Size Ø125
Features Motor damper connector, filter cleaning signal

W 460 mm
D 380 mm
H 770 mm

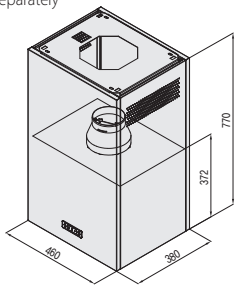


SQUARE ISLAND WITH RECIRCULATION ISH-46S(T1)



- Material** Stainless steel
Air Volume (CMH) 510 / 390 / 320 (100 Pa, 3-level, 380)
Noise dB(A) 52 / 47 / 43
Filter Punched filter + Aluminum filter
Lighting 2 LED lamps
Switch Touch
Air Outlet Size Ø125
Features Grease catcher, recirculation filter, filter cleaning signal
* Recirculation filter sold separately

W 460 mm
D 380 mm
H 770 mm

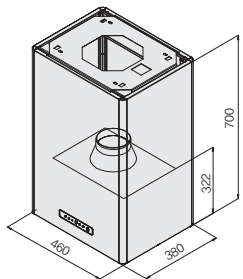


QUAD ISLAND IQH-46SCI



- Material** Stainless steel
Air Volume (CMH) 510 / 390 / 320 (100 Pa, 3-level, 380)
Noise dB(A) 52 / 47 / 43
Filter Aluminum filter
Lighting 2 LED lamps
Switch 3-level touch
Air Outlet Size Ø125
Features Motor damper connector, filter cleaning signal

W 460 mm
D 380 mm
H 700 mm



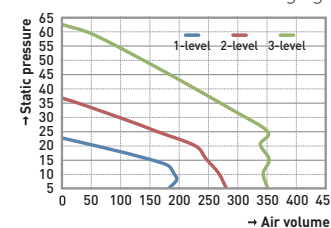
WALL MOUNTED HOOD

CAMINO DCA-46SCI

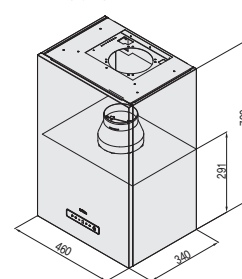
Weight 16.8 kg
Power 81 W
Voltage 220 V/60 Hz



Material Stainless steel
Air Volume (CMH) 350 / 270 / 210 (100 Pa, 3-level, 350)
Noise dB(A) 50 / 47 / 41
Filter Punched filter + Aluminum filter
Motor Constant air volume fan with BLDC
Lighting 2 LED lamps
Switch Touch
Air Outlet Size Ø125
Features Grease catcher, motor damper connector, filter cleaning signal



W 460 mm
D 340 mm
H 700 mm



STEP CBST-90WHCI,SCI

Weight 21 kg
Power 95 W
Voltage 220 V/60 Hz

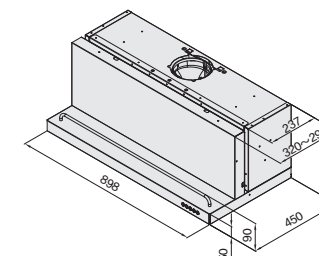


CBST-90SCI



Material Painted steel
(CBST-90SCI: Stainless steel)
Air Volume (CMH) 540 / 400 / 320 (100 Pa, 3-level, 430)
Noise dB(A) 50 / 43 / 40
Filter Aluminum filter
Lighting 2 LED lamps
Switch LED tactile
Air Outlet Size Ø125
Features Grease catcher, motor damper connector, filter cleaning signal

W 898 mm
D 450 mm
H 350 mm



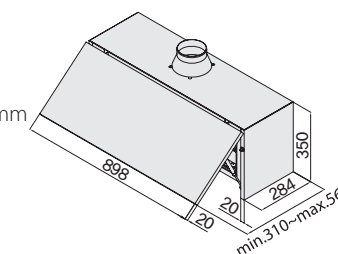
HURRICANE DOOR HDH-90S

Weight 16.2 kg
Power 98 W
Voltage 220 V/60 Hz



Material Stainless steel
Air Volume (CMH) 540 / 400 / 320 (100 Pa, 3-level, 430)
Noise dB(A) 50 / 43 / 40
Filter Aluminum filter
Lighting LED lamp
Switch 3-level push
Air Outlet Size Ø125

W 898 mm
D 310 to 560 mm
H 350 mm



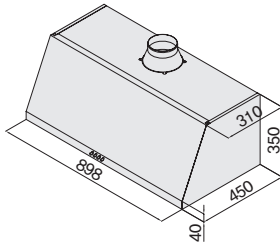
HURRICANE HRH-90S

Weight 14.0 kg
Power 98 W
Voltage 220 V/60 Hz



- Material Stainless steel
- Air Volume (CMH) 540 / 400 / 320 (100 Pa, 3-level, 430)
- Noise dB(A) 50 / 43 / 40
- Filter Aluminum filter
- Lighting LED lamp
- Switch 3-level push
- Air Outlet Size Ø125
- Features Motor damper connector

W 898 mm
D 450 mm
H 350 mm



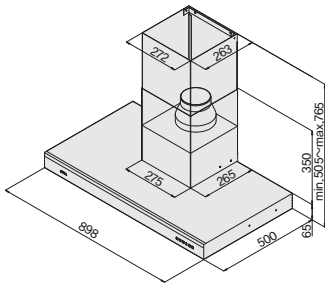
MODERN SQUARE MSH-90SCI

Weight 16.2 kg
Power 95 W
Voltage 220 V/60 Hz



- Material Stainless steel
- Air Volume (CMH) 510 / 390 / 320 (100 Pa, 3-level, 380)
- Noise dB(A) 52 / 47 / 43
- Filter Aluminum filter
- Lighting LED lamp
- Switch 3-level touch
- Air Outlet Size Ø125
- Features Motor damper connector, filter cleaning signal

W 898 mm
D 500 mm
H 765 mm



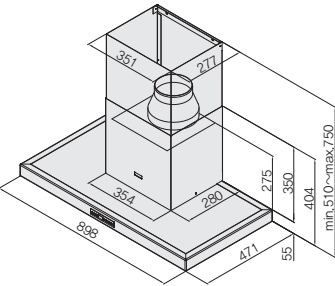
ALUWIN AWH-90AL

Timer
Weight 13.9 kg
Power 95 W
Voltage 220 V/60 Hz



- Material Aluminum + Tempered glass
- Air Volume (CMH) 510 / 390 / 320 (100 Pa, 3-level, 380)
- Noise dB(A) 52 / 47 / 43
- Filter Punched filter + Aluminum filter
- Lighting 2 LED lamps
- Switch 3-level electronic
- Air Outlet Size Ø125
- Features Filter cleaning signal

W 898 mm
D 471 mm
H 750 mm



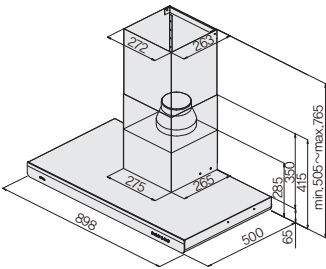
ARK DAC-90SCI

Weight 13.6 kg
Power 95 W
Voltage 220 V/60 Hz



- Material Stainless steel
- Air Volume (CMH) 510 / 390 / 320 (100 Pa, 3-level, 380)
- Noise dB(A) 52 / 47 / 43
- Filter Aluminum filter
- Lighting LED lamp
- Switch 3-level touch
- Air Outlet Size Ø125
- Features Motor damper connector, filter cleaning signal

W 898 mm
D 500 mm
H 765 mm



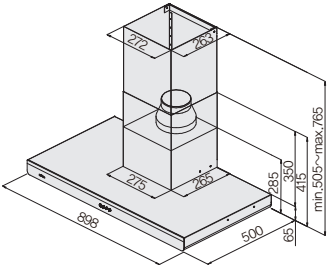
ARK LIGHT DAL-90S

Weight 14.4 kg
Power 95 W
Voltage 220 V/60 Hz



- Material Stainless steel
- Air Volume (CMH) 510 / 390 / 320 (100 Pa, 3-level, 380)
- Noise dB(A) 52 / 47 / 43
- Filter Aluminum filter
- Lighting LED lamp
- Switch 3-level push
- Air Outlet Size Ø125
- Features Motor damper connector

W 898 mm
D 500 mm
H 765 mm



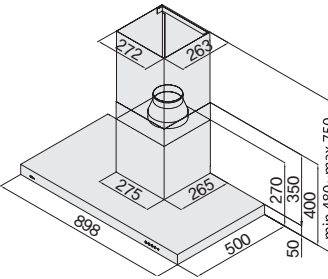
MILLENNIUM CHIMNEY MCH-90S

Weight 13.4 kg
Power 95 W
Voltage 220 V/60 Hz



- Material Stainless steel
- Air Volume (CMH) 510 / 390 / 320 (100 Pa, 3-level, 380)
- Noise dB(A) 52 / 47 / 43
- Filter Aluminum filter
- Lighting LED lamp
- Switch 3-level push
- Air Outlet Size Ø125
- Features Motor damper connector

W 898 mm
D 500 mm
H 750 mm



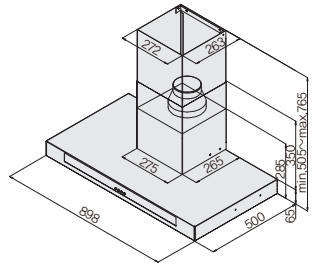
TERRA DTR-90S

Weight 15.9 kg
Power 95 W
Voltage 220 V/60 Hz



- Material Stainless steel
- Air Volume (CMH) 510 / 390 / 320 (100 Pa, 3-level, 380)
- Noise dB(A) 52 / 47 / 43
- Filter Aluminum filter
- Lighting LED lamp
- Switch 3-level touch
- Air Outlet Size Ø125
- Features Motor damper connector, grease catcher

W 898 mm
D 500 mm
H 765 mm



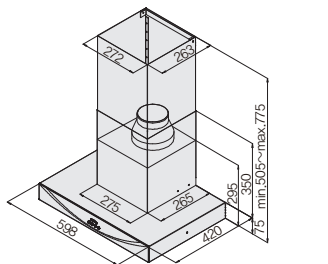
SMILE 60 DSM-60S

Weight 11.8 kg
Power 95 W
Voltage 220 V/60 Hz



- Material Stainless steel
- Air Volume (CMH) 510 / 390 / 320 (100 Pa, 3-level, 380)
- Noise dB(A) 52 / 47 / 43
- Filter Aluminum filter
- Lighting LED lamp
- Switch 3-level push
- Air Outlet Size Ø125

W 598 mm
D 420 mm
H 775 mm



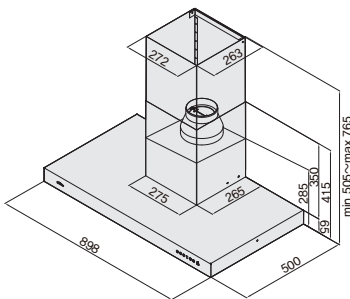
MODERN SQUARE WHITE MSH-90WHCI

Weight 13.4 kg
Power 95 W
Voltage 220 V/60 Hz



Material Painted steel
Air Volume (CMH) 510 / 390 / 320 (100 Pa, 3-level, 380)
Noise dB(A) 52 / 47 / 43
Filter Aluminum filter
Lighting LED lamp
Switch 3-level touch
Air Outlet Size Ø125
Features Motor damper connector, filter cleaning signal

W 898 mm
D 500 mm
H 765 mm



ROBIN RNH-90C,R,L

Weight 11.4 kg
Power 95 W
Voltage 220 V/60 Hz

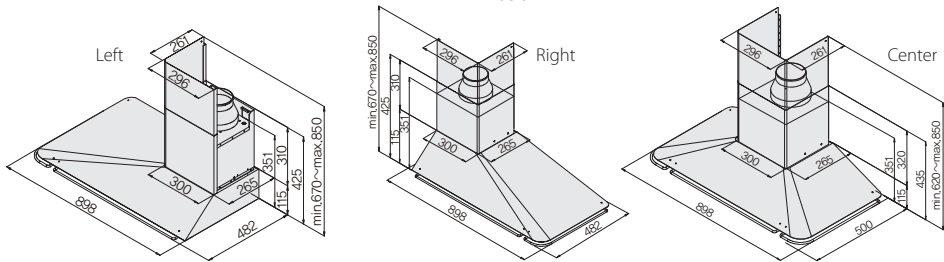


RNH-90CCI



Material Painted steel
Air Volume (CMH) 510 / 390 / 320 (100 Pa, 3-level, 380)
Noise dB(A) 52 / 47 / 43
Filter Aluminum filter
Lighting LED lamp
Switch 3-level rocker
Air Outlet Size Ø125
Features Motor damper connector

W 898 mm
D 500 mm (Left, Right 482 mm)
H 850 mm



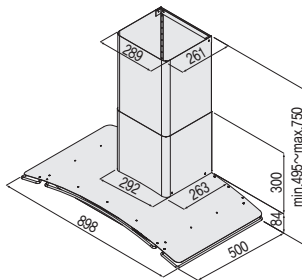
MODERN ROOF CTMR-90WHCI, SCI

Weight 14.6 kg
Power 75 W
Voltage 220 V/60 Hz



Material Stainless steel
Air Volume (CMH) 520 / 460 / 370 (100 Pa, 3-level, 420)
Noise dB(A) 54 / 52 / 47
Filter Aluminum filter
Motor Power fan with BLDC
Lighting LED lamp
Switch Touch
Air Outlet Size Ø125
Features Motor damper connector, filter cleaning signal, grease catcher

W 898 mm
D 500 mm
H 750 mm



CTMR-90SCI

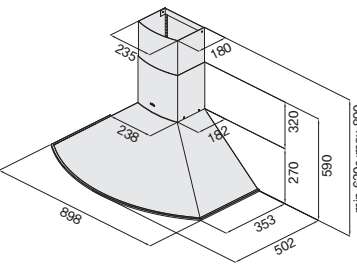
MONT BLANC CPMB-90WHCI, BLCI

Constant air volume fan 10.5 kg
Power 87 W
Voltage 220 V/60 Hz

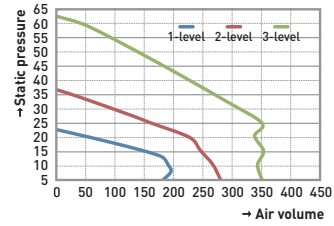


Material Painted steel
Air Volume (CMH) 350 / 270 / 210 (100 Pa, 3-level, 350)
Noise dB(A) 50 / 47 / 41
Filter Aluminum filter
Motor Constant air volume fan with BLDC
Lighting 2 LED lamps
Switch 3-level rocker
Air Outlet Size Ø125
Features Motor damper connector

W 898 mm
D 502 mm
H 890 mm



< Black >



NEW CHIMNEY NCH-90S, WH, BL

Weight 7.8 kg
Power 95 W
Voltage 220 V/60 Hz

Haatz
SMART
CONNECTIVITY
NCH-90SCI
NCH-90WHCI

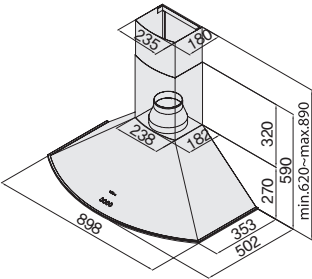


- Material: Stainless steel
- Air Volume (CMH): 510 / 390 / 320 (100 Pa, 3-level, 390)
- Noise dB(A): 52 / 47 / 43
- Filter: Aluminum filter
- Lighting: LED lamp
- Switch: 3-level push
- Air Outlet Size: Ø125
- Features: Motor damper connector



< White > < Black >

W 898 mm
D 502 mm
H 890 mm



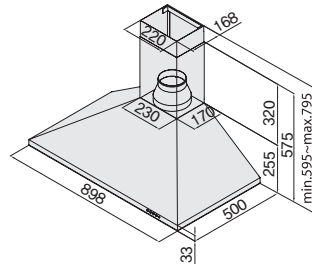
CHIMNEY KCH-90S

Weight 11.4 kg
Power 95 W
Voltage 220 V/60 Hz



- Material: Stainless steel
- Air Volume (CMH): 510 / 390 / 320 (100 Pa, 3-level, 390)
- Noise dB(A): 52 / 47 / 43
- Filter: Aluminum filter
- Lighting: LED lamp
- Switch: 3-level push
- Air Outlet Size: Ø125
- Features: Motor damper connector

W 898 mm
D 500 mm
H 795 mm



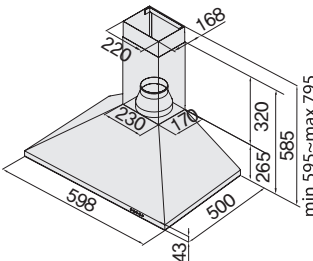
CHIMNEY KCH-60S

Weight 7.8 kg
Power 95 W
Voltage 220 V/60 Hz



- Material: Stainless steel
- Air Volume (CMH): 510 / 390 / 320 (100 Pa, 3-level, 390)
- Noise dB(A): 52 / 47 / 43
- Filter: Aluminum filter
- Lighting: LED lamp
- Switch: 3-level push
- Air Outlet Size: Ø125
- Features: Motor damper connector

W 598 mm
D 500 mm
H 795 mm



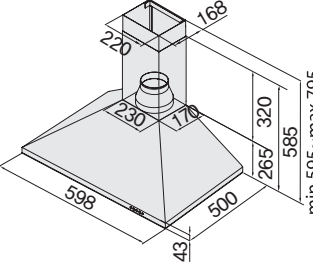
CHIMNEY KCH-60WH, BL

Weight 7.8 kg
Power 95 W
Voltage 220 V/60 Hz



- Material: Stainless steel
- Air Volume (CMH): 510 / 390 / 320 (100 Pa, 3-level, 390)
- Noise dB(A): 52 / 47 / 43
- Filter: Aluminum filter
- Lighting: LED lamp
- Switch: 3-level push
- Air Outlet Size: Ø125
- Features: Motor damper connector

W 598 mm
D 500 mm
H 795 mm



< Black >



The System Collection,
well-matched to modern kitchens

SYSTEM

The System Collection, which can
match well with any kitchen design.
Simplicity, a modern design,
and advanced features to make your
kitchen more pleasant for cooking.

ROCHE CBLS-60SGCI


13.4 kg

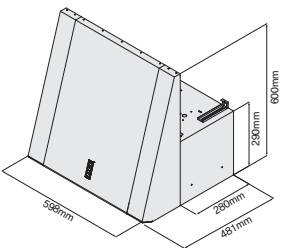

75 W


220 V/60 Hz



Material	Stainless steel + Painted steel
Air Volume (CMH)	510 / 370 / 296 (100 Pa, 3-level, 380)
Noise dB(A)	52 / 47 / 43
Filter	Aluminum filter
Lighting	LED lamp
Switch	3-level electronic
Air Outlet Size	Ø125
Features	Motor damper connector

W 598 mm
D 481 mm
H 600 mm



MIRROR WALL DMW-60BT


Timer


13.5 kg

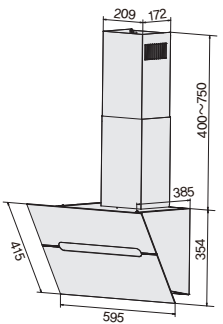

150 W


220 V/60 Hz



Material	Black glass + Painted steel
Air Volume (CMH)	490 / 360 / 290 (100 Pa, 3-level, 400)
Noise dB(A)	54 / 45 / 40
Filter	5-layer aluminum filter
Lighting	LED lamp
Switch	3-level touch
Air Outlet Size	Ø125

W 595 mm
D 385 mm
H 750 mm



* The air volume (CMH) and noise (dB) data in this catalog are from experiments conducted at zero static pressure in an anechoic chamber.

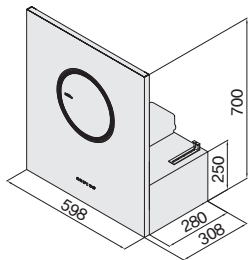
WHITE LUNA SWL-60GLT

Weight 12 kg
Power 152 W
Voltage 220 V/60 Hz



- Material** White glass + Painted steel
Air Volume (CMH) 490 / 360 / 290 (100 Pa, 3-level, 400)
Noise dB(A) 54 / 45 / 40
Filter 5-layer aluminum filter
Lighting LED lamp
Switch 3-level touch
Air Outlet Size Ø125
Features Motor damper connector, filter cleaning signal

W 598 mm
D 308 mm
H 700 mm



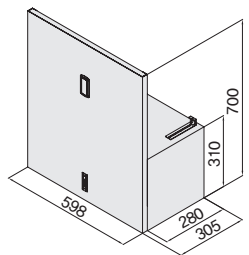
SLIM LINE SLH-160SCI

Weight 13.7 kg
Power 75 W
Voltage 220 V/60 Hz



- Material** Stainless steel
Air Volume (CMH) 510 / 370 / 296 (100 Pa, 3-level 380)
Noise dB(A) 52 / 47 / 43
Filter Aluminum filter
Lighting LED lamp
Switch 3-level electronic
Air Outlet Size Ø125
Features Motor damper connector

W 598 mm
D 305 mm
H 700 mm



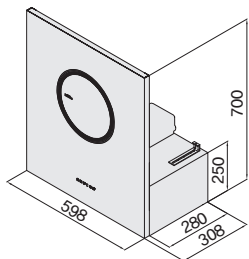
SLIM LUNA SSL-60GLT

Weight 12 kg
Power 152 W
Voltage 220 V/60 Hz



- Material** Black glass + Painted steel
Air Volume (CMH) 490 / 360 / 290 (100 Pa, 3-level, 400)
Noise dB(A) 54 / 45 / 40
Filter 5-layer aluminum filter
Lighting LED lamp
Switch 3-level touch
Air Outlet Size Ø125
Features Motor damper connector, filter cleaning signal

W 598 mm
D 308 mm
H 700 mm



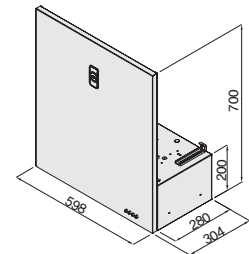
SLIM DARK SSD-60BL

Weight 8.6 kg
Power 70 W
Voltage 220 V/60 Hz



- Material** Color coated steel
Air Volume (CMH) 400 / 285 / 200 (100 Pa, 3-level, 275)
Noise dB(A) 53 / 45 / 39
Filter Aluminum filter
Lighting LED lamp
Switch 3-level push
Air Outlet Size Ø125

W 595 mm
D 304 mm
H 700 mm

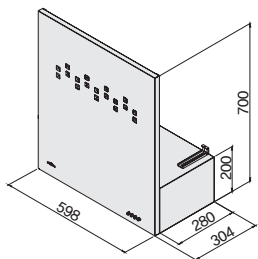


SLIM CARVE SSC-60S




Material	Stainless steel
Air Volume (CMH)	310 / 265 / 210 (100 Pa, 3-level, 235)
Noise dB(A)	50 / 45 / 40
Filter	Aluminum filter
Lighting	LED lamp
Switch	3-level push
Air Outlet Size	Φ100 and Φ125 use

W 598 mm
D 304 mm
H 700 mm

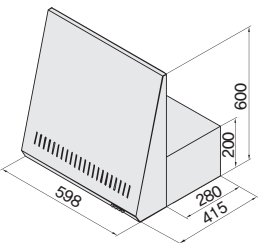


K60S



Material	Stainless steel
Air Volume (CMH)	310 / 265 / 210 (100 Pa, 3-level, 235)
Noise dB(A)	50 / 45 / 40
Filter	Aluminum filter
Lighting	LED lamp
Switch	3-level push
Air Outlet Size	Φ100 and Φ125 use

W 598 mm
D 415 mm
H 600 mm

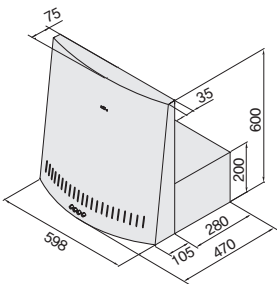


NEW SHIELD ROUND SRH-60S




Material	Stainless steel
Air Volume (CMH)	360 / 285 / 200 (100 Pa, 3-level, 260)
Noise dB(A)	53 / 45 / 39
Filter	Aluminum filter
Lighting	LED lamp
Switch	3-level push
Air Outlet Size	Φ100 and Φ125 use

W 598 mm
D 470 mm
H 600 mm

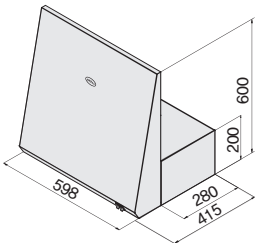


K60WH



Material	Painted steel
Air Volume (CMH)	310 / 210 (100 Pa, 2-level, 235)
Noise dB(A)	50 / 40
Filter	Aluminum filter
Lighting	LED lamp
Switch	2-level rocker
Air Outlet Size	Φ100 and Φ125 use

W 598 mm
D 415 mm
H 600 mm

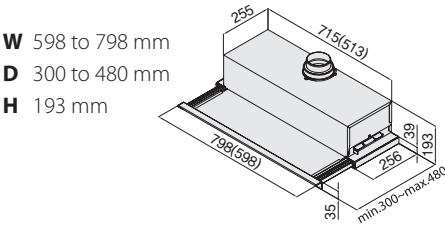


NEW BUILT-IN NBH-200, 280

Weight 11.8 kg
Power 180 W
Voltage 220 V/60 Hz



- Material Aluminum
- Air Volume (CMH) 495 / 255 (100 Pa, 2-level, 390)
- Noise dB(A) 58 / 42
- Filter Aluminum filter
- Lighting LED lamp
- Switch 2-level rocker
- Air Outlet Size Φ 100 and Φ 125 use

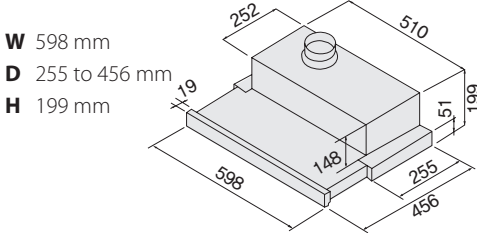


B60

Weight 6.8 kg
Power 70 W
Voltage 220 V/60 Hz



- Material Aluminum + Painted steel
- Air Volume (CMH) 360 / 285 (100 Pa, 2-level, 260)
- Noise dB(A) 53 / 45
- Filter Aluminum filter
- Lighting LED lamp
- Switch 2-level rocker
- Air Outlet Size Φ 100 and Φ 125 use



Available only for group purchase
White

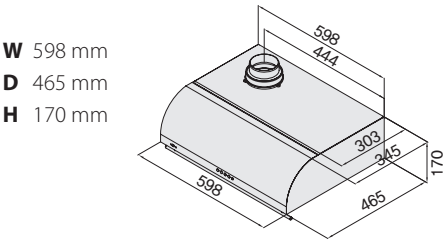
Available only for resellers
Aluminum

ELIKA ELK-160S

Weight 6.9 kg
Power 70 W
Voltage 220 V/60 Hz



- Material Stainless steel
- Air Volume (CMH) 360 / 285 / 200 (100 Pa, 3-level, 260)
- Noise dB(A) 53 / 45 / 39
- Filter Aluminum filter
- Lighting LED lamp
- Switch 3-level push
- Air Outlet Size Φ 100 and Φ 125 use

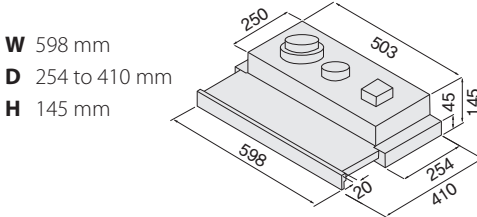


G60AL

Weight 5.1 kg
Power 65 W
Voltage 220 V/60 Hz



- Material Aluminum
 - Air Volume (CMH) 265 / 225 (100 Pa, 2-level, 170)
 - Noise dB(A) 50 / 45
 - Filter Aluminum filter
 - Lighting LED lamp
 - Switch 2-level rocker
 - Air Outlet Size Φ 100 and Φ 125 use
- * Motor damper included: G60AL/BL(D)



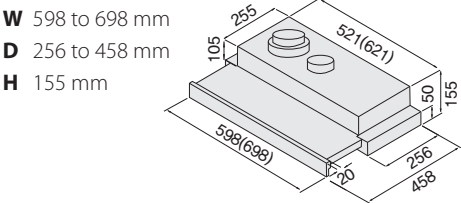
G60 BL

A60BL/A70BL



A60AL

Material	Black glass + Painted steel
Air Volume (CMH)	215 / 185 (100 Pa, 2-level, 120)
Noise dB(A)	52 / 47
Filter	Aluminum filter
Lighting	LED lamp
Switch	2-level rocker
Air Outlet Size	Φ100

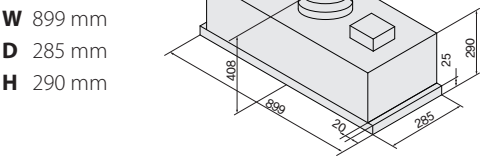


IB90S



Material	Stainless steel
Air Volume (CMH)	479 / 381 / 291 (100 Pa, 3-level, 356)
Noise dB(A)	54 / 50 / 43
Filter	Aluminum filter
Lighting	LED lamp
Switch	3-level rocker
Air Outlet Size	Φ125

* Motor damper connector

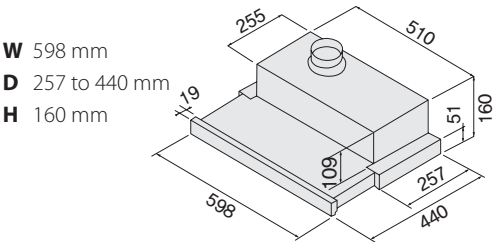


I60BL




I60AL

Material	Black glass + Painted steel
Air Volume (CMH)	275 / 225 (100 Pa, 2-level, 175)
Noise dB(A)	50 / 45
Filter	Aluminum filter
Lighting	LED lamp
Switch	2-level rocker
Air Outlet Size	Φ100

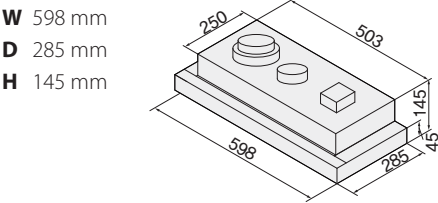


IB60S



Material	Stainless steel
Air Volume (CMH)	265 / 225 (100 Pa, 2-level, 170)
Noise dB(A)	50 / 45
Filter	Aluminum filter
Lighting	LED lamp
Switch	2-level rocker
Air Outlet Size	Φ100

* Motor damper included: IB60(D)

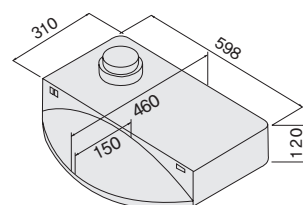


S60



Material	Painted steel
Air Volume (CMH)	240 (100 Pa, 1-level, 110)
Noise dB(A)	47
Filter	Fiber filter
Lighting	LED lamp
Switch	1-level rocker
Air Outlet Size	Φ100

W 598 mm
D 460 mm
H 120 mm

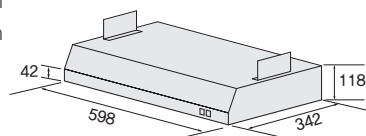


C60




Material	Painted steel
Air Volume (CMH)	215 / 185 (100 Pa, 2-level, 120)
Noise dB(A)	52 / 47
Filter	Aluminum filter
Lighting	LED lamp
Switch	2-level rocker
Air Outlet Size	Φ100

W 598 mm
D 342 mm
H 118 mm



Hood Accessories



Three-Layer Aluminum Filter

The filter mounted on the hood reduces grease, dust, and heat in the air, enhancing the life and performance of the hood, and it can be used semi-permanently if cleaned once a month.



Motor Damper

Unlike regular dampers, the motor damper is closed when the hood is turned off, so it can block food odors and moisture from the outside, and minimize shaking and noise caused by outside air.



Grease Catcher

The grease catcher collects grease and oil dripping from the fan motor and prevents it from dripping onto the food during cooking. It can be removed and cleaned when grease and oil reach a certain level and can be used semi-permanently. (We recommend cleaning it every three months, and the cleaning frequency may vary depending on the cooking environment.)

Maintenance Products

Two Haatz Filter Cleaners

Hood filter cleaner HC-MP1000, HC-MP500

- Stainless steel cleaner for hood filters
- An alkaline cleaner that effectively removes dirt and grease from the hood filter
- Self-safety check, child-resistant safety cap for safe use at home
- Content: 1 L, 500 ml



Special Cleaner for Stainless Steel

Special Cleaner for Stainless Steel HC-MS540 (for hood surfaces and gas cooktops)

- Stainless steel cleaner for hood surfaces and gas cooktops
- Effective for stain removal, shining and surface protection on metal surfaces such as stainless steel
- Aerosol type for easy removal of grease, stains, fingerprints, water marks, etc.
- Content: 540 ml



BUILT-IN

The Haatz Built-In Collection,
an attractive smart kitchen



SMART WHEEL INDUCTION EIC-30NW(B)R211



Three-Zone Induction (1 large zone with 1,500 W (Turbo with 2,000 W), 1 medium zone with 1,500 W, 1 small zone with 1,100 W)
EIC-30NWR211

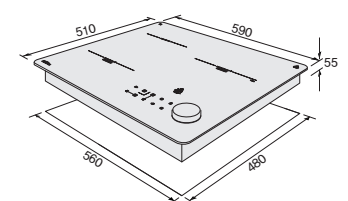


EIC-30NBR211

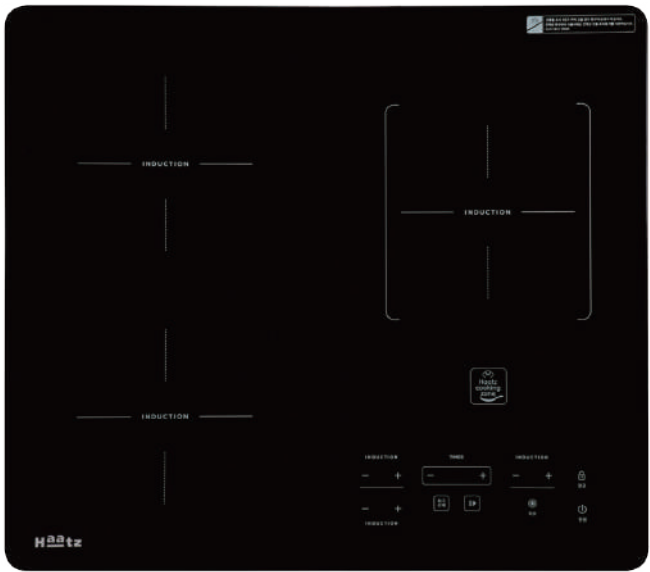
- Upper Layer: NEG ceramic glass
- Dial + Touch switch
- Turbo boost
- Keep Warm function
- Pan Detection
- Pause
- Automatic power control
- Voice Assistant
- Hot Surface Indicator
- Max. Power 3300 W

W 590 mm
D 510 mm
H 55 mm

Cutout Size:
W 560 x D 480 mm
Embedded Depth:
At least 75 mm



THREE INDUCTION HOB IH-3601TTL



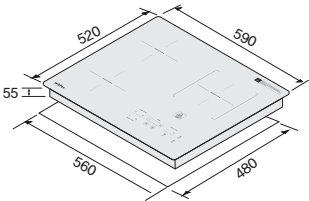
Three-Zone Induction (1 large zone with 1,800 W (Turbo with 2,200 W), 2 medium zones (upper left 1,500 W, bottom left 1,500 W))



- Touch switch
- 1 to 9 heat levels
- Hot Surface Indicator
- Control Lock
- Overheat Protection
- Timer
- Automatic power control
- Max. power 3300 W
- Mountable on the frame: CF-DE361

W 590 mm
D 520 mm
H 55 mm

Cutout Size:
W 560 x D 480 mm
Embedded Depth:
At least 75 mm



FLEX ZONE INDUCTION IH-3607FTL



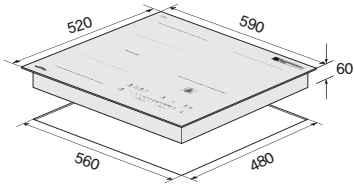
Three-Zone Induction with 1,600 W (Booster with 2,000 W)



- Upper layer Schott ceramic glass
- Fast, powerful three-zone induction
- Flex zone
- Keep Warm function
- Booster function
- Pause
- Automatic power control
- Voice Assistant
- Hot Surface Indicator
- Max. power 3,400 W

W 590 mm
D 520 mm
H 60 mm

Cutout Size:
W 560 x D 480 mm
Embedded Depth:
At least 75 mm



LUNE INDUCTION IH-3603TTL



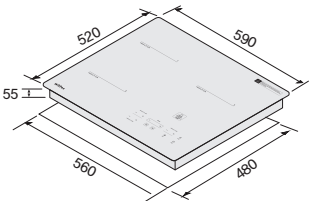
Three-Zone Induction (1 large zone with 1,800 W (Turbo with 2,200 W), 2 medium zones (upper left 1,500 W, bottom left 1,500 W))



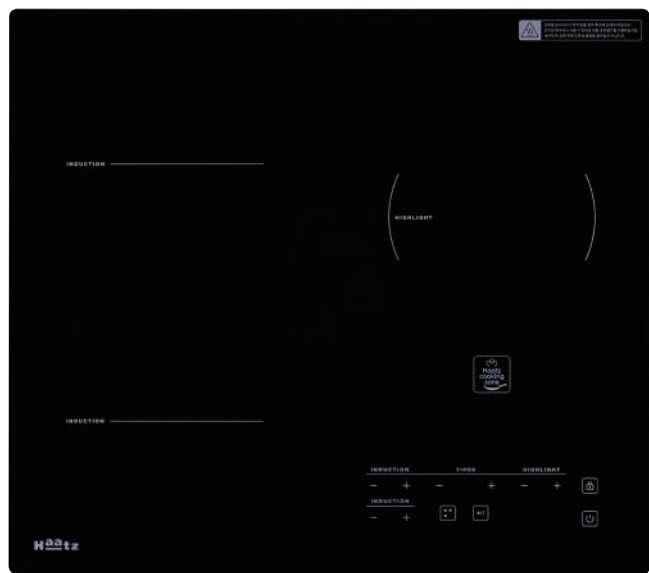
- Touch switch
- 1 to 9 heat levels
- Hot Surface Indicator
- Voice Assistant
- Control Lock
- Overheat Protection
- Timer
- Automatic power control
- Max. power 3300 W
- Mountable on the frame: CF-DE361
- Zone indicator light

W 590 mm
D 520 mm
H 55 mm

Cutout Size:
W 560 x D 480 mm
Embedded Depth:
At least 75 mm



HYBRID HOB 2 IH + 1 HL / IH-366DTL



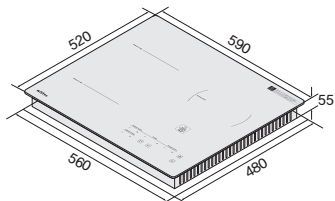
Induction (top left 1,500 W, bottom left 1,800 W), Hi-Light (right 1,500 W)



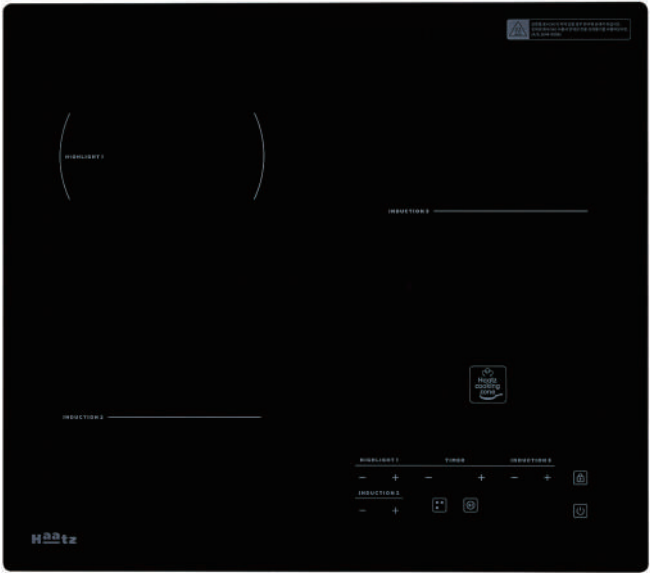
- Touch switch
- 1 to 9 heat levels
- Hot Surface Indicator
- Control Lock
- Overheat Protection
- Timer
- Pause
- Automatic power control
- Max. power 3300 W
- Mountable on the frame: CF-DE361

W 590 mm
D 520 mm
H 55 mm

Cutout Size:
W 560 x D 480 mm
Embedded Depth:
At least 75 mm



HYBRID HOB 2 IH + 1 HL / IH-365DTL



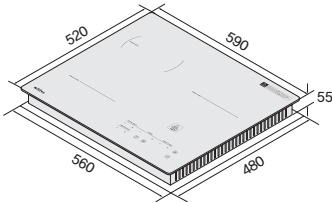
Induction (right 1,800 W, bottom left 1,500 W), Hi-Light (top left 1,500 W)



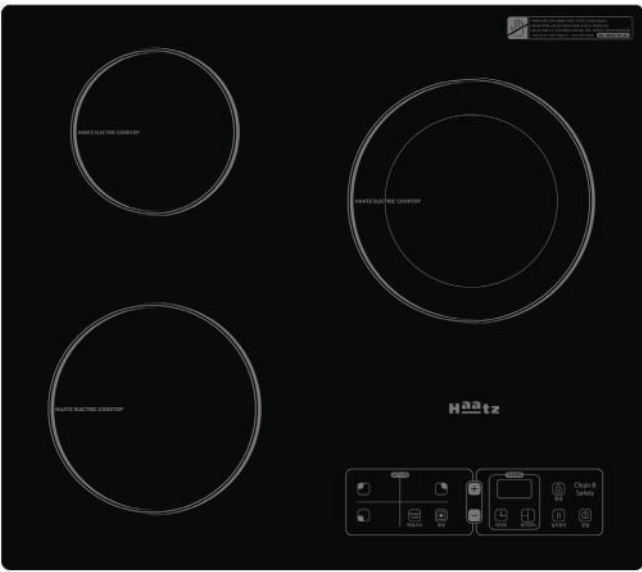
- Touch switch
- 1 to 9 heat levels
- Hot Surface Indicator
- Control Lock
- Overheat Protection
- Timer
- Pause
- Automatic power control
- Max. power 3300 W
- Mountable on the frame: CF-DE361

W 590 mm
D 520 mm
H 55 mm

Cutout Size:
W 560 x D 480 mm
Embedded Depth:
At least 75 mm



TRIPLE CERAMIC HOB EC-364CTH-03



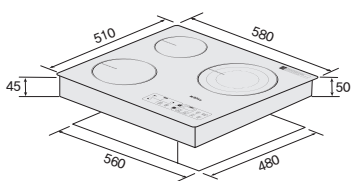
Hi-Light (1 large zone with 2,200 W, 1 medium zone with 1,800 W, 1 small zone with 1,100 W)



- Touch switch
- Large dual-zone
- 1 to 9 heat levels
- Hot Surface Indicator
- Control Lock
- Overheat Protection
- Timer
- Pause
- Automatic power control
- Max. power 3,400 W
- Mountable on the frame: CF-DE364

W 580 mm
D 510 mm
H 50 mm

Cutout Size:
W 560 x D 480 mm
Embedded Depth:
At least 65 mm



THREE CERAMIC HOB EC-365CTS



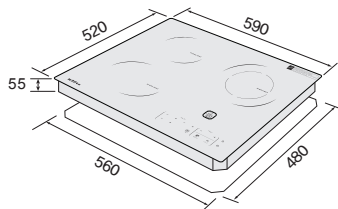
Hi-Light (1 large zone with 2,100 W, 1 medium zone with 1,400 W, 1 small zone with 1,100 W)




- Touch switch
- Large dual-zone
- 1 to 9 heat levels
- Hot Surface Indicator
- Control Lock
- Overheat Protection
- Timer
- Pause
- Automatic power control
- Max. power 3,400 W

W 590 mm
D 520 mm
H 55 mm

Cutout Size:
W 560 x D 480 mm
Embedded Depth:
At least 75 mm



DOUBLE INDUCTION HOB IH-232S

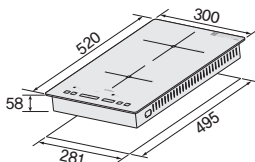


Induction (1 large zone with 1,800 W, 1 medium zone with 1,500 W)

- Touch switch
- 1 to 9 heat levels
- Control Lock
- Overheat Protection
- Cooling fan for circuit protection
- Timer
- Max. power 3000 W

W 300 mm
D 520 mm
H 58 mm

Cutout Size:
W 281 x D 495 mm
Embedded Depth:
At least 75 mm



SINGLE INDUCTION HOB IH-132S

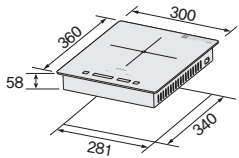


Induction (1 large zone with 1,800 W)


- Touch switch
- 1 to 9 heat levels
- Control Lock
- Overheat Protection
- Cooling fan for circuit protection
- Timer
- Max. power 1800 W

W 300 mm
D 360 mm
H 58 mm

Cutout Size:
W 281 × D 340 mm
Embedded Depth:
At least 75 mm



SINGLE CERAMIC HOB HEC-1050SH

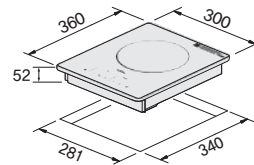


Hi-Light (1 large zone with 1,800 W)

- Touch switch
- 1 to 9 heat levels
- Pause/Control Lock
- Overheat Protection
- Timer
- Max. power 1800 W

W 300 mm
D 360 mm
H 52 mm

Cutout Size:
W 281 × D 340 mm
Embedded Depth:
At least 75 mm



DOUBLE CERAMIC HOB HEC-2050SH

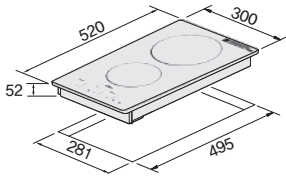


Hi-Light (1 large zone with 1,800 W,
1 medium zone with 1,200 W)

- Touch switch
- 1 to 9 heat levels
- Pause/Control Lock
- Overheat Protection
- Timer
- Max. power 3000 W

W 300 mm
D 520 mm
H 52 mm

Cutout Size:
W 281 × D 495 mm
Embedded Depth:
At least 75 mm



ELECTRIC HOB FRAME CF-DE361 / 364



<Applicable Models:
IH-3601TTL, IH-3603TTL, IH-365DTL, IH-366DTL, EC-365CTH, EC-364CTH-03>

- For kitchens where built-in installation is not possible, a cooktop can be mounted on the frame and used as a freestanding unit.
- CF-DE361
(Only for IH-3601TTL, IH-3603TTL, IH-365DTL, IH-366DTL, EC-365CTH)
- CF-DE364 (Only for EC-364CTH-03)

CF-DE361
W 594 mm
D 520 mm
H 145 mm

CF-DE364
W 584 mm
D 510 mm
H 145 mm

